



# Palmarès détaillé des équipes / Full team results

## BOULAZAC

CHPT REGIONAL EQUIPE DIR + DR GAF

30/04/2011 au 01/05/2011

Fédération Française  
de Gymnastique





R0027228.19508.00

JURY A ET B

7228

### DIR PREFEDERALE MIN/CAD/JUN/SEN SO


FINALES

Club / Association Ville / Town					Pen.	Total Score
<b>1 SPORT ATHLETIQUE MERIGNACAIS</b>						
FRA <b>MERIGNAC</b>	<b>46.999</b>	<b>46.433</b>	<b>48.832</b>	<b>45.398</b>		<b>187.662</b>
BOIRIE Adeline	12.033	11.400	<u>12.733</u>	11.366	(2)	47.532
DE WEVER Erika	10.866	11.900	12.633	11.633	(5)	47.032
DE ARAUJO Gloria	11.900	11.333	12.200	11.433	(6)	46.866
SEGONZAC Olivia	11.633	11.800	11.266	10.966	(17)	45.665
MICHELIN Laetitia	11.433	11.300	10.966	10.500	(31)	44.199
<b>2 UNION GYMNIQUE PALOISE</b>						
FRA <b>PAU</b>	<b>46.265</b>	<b>43.032</b>	<b>49.231</b>	<b>45.499</b>		<b>184.027</b>
DEMAILLE Séverine	11.566	11.666	12.666	11.300	(4)	47.198
SALCEDO Natalia	11.966	10.200	12.366	<u>11.733</u>	(11)	46.265
ANDRIEUX Louise	11.133	11.300	12.033	11.400	(14)	45.866
LEJEAU Sandie	11.233	9.866	12.166	10.033	(52)	43.298
DALONGEVILLE Léocadie	11.500	8.800	11.600	11.066	(56)	42.966
<b>3 LES ENFANTS DE LA DORDOGNE</b>						
FRA <b>BOULAZAC</b>	<b>46.266</b>	<b>45.065</b>	<b>48.433</b>	<b>43.832</b>		<b>183.596</b>
<u>VALADE LINON Coralie</u>	11.700	11.800	12.700	11.666	(1)	<u>47.866</u>
METRAL Adeline	11.500	11.366	12.500	11.333	(7)	46.699
POILVERT Eléonore	11.633	10.733	11.000	10.633	(34)	43.999
VICKERS Victoria	11.433	9.500	10.666	10.200	(69)	41.799
REBILLOU Mélissa		11.166	12.233	10.166	(105)	33.565
<b>4 HEGAL-EGIN</b>						
FRA <b>ANGLET</b>	<b>46.998</b>	<b>46.466</b>	<b>45.766</b>	<b>42.032</b>		<b>181.262</b>
HERAMBOURG Anais	11.966	<u>12.100</u>	12.600	10.833	(3)	47.499
DA COSTA Lea	11.533	11.300	11.833	11.033	(16)	45.699
BOUE Laetitia	11.933	11.533	10.833	10.066	(29)	44.365
JUBERA Alexandra	11.566	11.533	10.500	10.100	(41)	43.699
<b>5 AMICALE LAIQUE BILLERE</b>						
FRA <b>BILLERE</b>	<b>45.466</b>	<b>45.398</b>	<b>46.565</b>	<b>42.765</b>		<b>180.194</b>
GABARD Audrey	11.000	11.200	11.966	10.900	(21)	45.066
GABARD Laëtitia	11.300	11.466	11.666	10.366	(24)	44.798
DUPUPET Julie	11.900	11.566	10.500	10.733	(25)	44.699
TRUJILLO Marine	11.266	11.066	11.833	10.000	(33)	44.165
CARTILLON Laury	10.766	11.166	11.100	10.766	(39)	43.798
<b>6 LES PATRIOTES AGENAIS</b>						
FRA <b>AGEN</b>	<b>45.832</b>	<b>45.332</b>	<b>45.033</b>	<b>43.598</b>		<b>179.795</b>
HEURTIN Laurine	12.366	11.533	11.700	11.066	(8)	46.665
AMEDEE Alix	11.400	11.433	12.700	10.733	(10)	46.266
VERAY Jade	10.800	11.400	10.600	10.733	(47)	43.533
VIGNEAU Lisa	11.266	10.966	9.666	11.066	(57)	42.964
SCHMIDT Flore	10.766	9.066	10.033	9.800	(90)	39.665

souligné = meilleur total

\_GENEQU\_GAF.RPT du 01/05/2011 - 5.4.004 LOCAL - mono -

validé le dimanche 1 mai 2011 à 20:01 - 1/4



# Palmarès détaillé des équipes / Full team results

## BOULAZAC

### CHPT REGIONAL EQUIPE DIR + DR GAF

30/04/2011 au 01/05/2011

Fédération Française  
de Gymnastique





R0027228.19508.00

JURY A ET B

7228

## DIR PREFEDERALE MIN/CAD/JUN/SEN SO


FINALES

Club / Association Ville / Town					Pen.	Total Score
<b>7 ENFANTS DE FRANCE BERGERAC</b>						
FRA <b>BERGERAC</b>	<b>45.799</b>	<b>44.800</b>	<b>44.032</b>	<b>43.632</b>		<b>178.263</b>
FOSSARD Caroline	11.400	11.200	11.533	10.933	(20)	45.066
CHUSSEAU Manon	11.766	11.200	10.900	11.100	(22)	44.966
CONDEAU Maryne	12.033	11.400	10.266	11.266	(23)	44.965
MENEGON Chloé	10.433	11.000	10.566	10.333	(64)	42.332
COLIN Cynthia	10.600	10.900	11.033	9.033	(74)	41.566
<b>8 LES CADETS DE GASCOGNE</b>						
FRA <b>SAINT SEVER</b>	<b>43.265</b>	<b>44.564</b>	<b>45.165</b>	<b>43.598</b>		<b>176.592</b>
DUMOULIE Marie	11.333	11.666	11.733	11.433	(12)	46.165
DEHEZ Camille	11.466	10.666	12.033	11.266	(19)	45.431
DUPOUY Jade	10.933	11.266	10.366	10.666	(54)	43.231
DUPOUY Anaïs	9.533	10.966	11.033	10.233	(70)	41.765
SAVARY Amélie	9.500	10.033	9.800	9.833	(93)	39.166
<b>9 AMICALE LAIQUE PASSAGE D'AGEN</b>						
FRA <b>LE PASSAGE D'AGEN</b>	<b>45.032</b>	<b>43.332</b>	<b>43.599</b>	<b>42.899</b>		<b>174.862</b>
CHAUTEAU Zoe	11.233	11.133	11.100	10.500	(35)	43.966
GAURIVAUD Solene	11.400	10.866	11.133	10.366	(40)	43.765
DRAPE Mélanie	11.266	10.400	11.133	10.900	(42)	43.699
PALAS Marion	11.000	10.933	10.233	11.133	(51)	43.299
LEUNG Cecilia	11.133	9.600	9.766	9.600	(86)	40.099
<b>10 L'UNION SPORTIVE TALENCAISE</b>						
FRA <b>TALENCE</b>	<b>42.899</b>	<b>44.432</b>	<b>43.233</b>	<b>43.132</b>		<b>173.696</b>
GABORIAUD Mathilde	10.933	11.400	12.000	11.133	(18)	45.466
LAROUSSARIE Candice	11.400	11.266	10.300	11.466	(28)	44.432
DUPOUY Aurélie	10.900	11.466	11.100	10.233	(43)	43.699
CAZEAUX Julie	9.666	10.300	9.833	10.300	(87)	40.099
<b>11 ASSOCIATION SPORTIVE AMBARESIENNE GYM</b>						
FRA <b>AMBARES</b>	<b>46.099</b>	<b>40.665</b>	<b>43.532</b>	<b>43.399</b>		<b>173.695</b>
FOUASSIER Manon	11.533	10.633	11.500	10.933	(26)	44.599
DEMARTHON Ninon	11.733	10.166	11.466	10.800	(32)	44.165
DJEDAI Hassina	10.266	10.433	11.000	10.233	(68)	41.932
PORTIER Sophie	11.400	9.433	9.566	10.866	(76)	41.265
TEXIER Emma	11.433	7.933	9.000	10.800	(92)	39.166
<b>12 ENTENTE SPORTIVE DE BRUGES</b>						
FRA <b>BRUGES</b>	<b>44.732</b>	<b>39.698</b>	<b>45.431</b>	<b>43.798</b>		<b>173.659</b>
BODET Manon	11.700	10.133	11.533	10.833	(30)	44.199
JEAN Clara	10.933	11.066	11.666	10.133	(38)	43.798
POUCHAN Cindy	10.966	9.566	10.866	11.133	(61)	42.531
DUBUC Sandy	10.366	8.900	11.366	10.966	(73)	41.598
JEGO Marie	11.133	8.933	10.333	10.866	(77)	41.265

souligné = meilleur total

\_GENEQU\_GAF.RPT du 01/05/2011 - 5.4.004 LOCAL - mono -

validé le dimanche 1 mai 2011 à 20:01 - 2/4



# Palmarès détaillé des équipes / Full team results

## BOULAZAC

### CHPT REGIONAL EQUIPE DIR + DR GAF

30/04/2011 au 01/05/2011

Fédération Française  
de Gymnastique





R0027228.19508.00

JURY A ET B

7228

## DIR PREFEDERALE MIN/CAD/JUN/SEN SO


FINALES

Club / Association Ville / Town					Pen.	Total Score
<b>13 JEUNESSE LAIQUE REPUBLICAINE VILLENEUVE/ FRA VILLENEUVE/LOT</b>	<b>44.698</b>	<b>44.032</b>	<b>42.598</b>	<b>42.266</b>		<b>173.594</b>
FOUQUET Charlotte	11.366	11.100	10.566	10.933	(36)	43.965
MAVITIDI Laetitia	11.233	10.933	10.933	10.500	(44)	43.599
REYNAL Belinda	10.733	11.466	10.566	10.700	(49)	43.465
MAVITIDI Kelly	11.366	10.533	10.533	10.133	(59)	42.565
<b>14 ASSOCIATION SPORTIVE EQUILIBRE FRA BIARRITZ</b>	<b>44.065</b>	<b>44.365</b>	<b>41.432</b>	<b>43.098</b>		<b>172.960</b>
EPHERRE IRIART Sylvie	11.633	11.366	11.633	11.133	(15)	45.765
BEGOT Mathilde	10.933	11.000	10.866	10.666	(48)	43.465
LOPEZ YESTE Agnès	10.633	11.366	8.233	10.833	(80)	41.065
BALLARIN Juliette	10.866	10.633	8.600	10.466	(83)	40.565
GACHEN Marion	10.366	9.200	10.333	10.100	(88)	39.999
<b>15 ASSOCIATION SPORTIVE ST MEDARD EN JALLES FRA ST MEDARD EN JALLES</b>	<b>44.499</b>	<b>41.799</b>	<b>44.498</b>	<b>41.966</b>		<b>172.762</b>
LATHUS Aymeline	11.500	10.800	10.633	10.600	(46)	43.533
CAMOU-JUNCAS Marion	11.200	10.333	10.966	10.800	(50)	43.299
RINGUENET Delphine	10.366	9.933	12.033	10.233	(60)	42.565
MILLET Loren	11.433	10.733	10.866	9.333	(63)	42.365
BESSIERE Ersilia	10.000	9.300	9.466	10.333	(94)	39.099
<b>16 CLUB ATHLETIQUE BEGLAIS FRA BEGLES</b>	<b>42.299</b>	<b>39.831</b>	<b>46.732</b>	<b>41.432</b>		<b>170.294</b>
LOSSE Camille	11.166	11.766	12.733	10.400	(13)	46.065
SAINT MARC Linon	10.700	10.266	11.333	9.866	(66)	42.165
FERNANDEZ Mathilde	9.700	10.266	11.033	10.233	(78)	41.232
FAUSSAT Estelle	10.733	7.533	11.633	10.933	(82)	40.832
<b>17 ASSOCIATION SPORTIVE ET CULTURELLE PESSA FRA PESSAC ALOUETTE</b>	<b>43.698</b>	<b>40.899</b>	<b>42.098</b>	<b>43.099</b>		<b>169.794</b>
NAIT TAHAR Julie	10.666	11.100	10.466	11.333	(45)	43.565
FIQUET Naomi	10.766	10.133	10.333	11.500	(58)	42.732
SORBET Maéva	11.366	9.266	11.066	10.066	(71)	41.764
IBANEZ Claire	10.000	10.400	10.233	10.200	(81)	40.833
CASTERA Anaïs julie	10.900	8.533	9.966	8.233	(98)	37.632
<b>18 LE STADE PESSACAIS UNION CLUB FRA PESSAC</b>	<b>43.098</b>	<b>40.866</b>	<b>40.965</b>	<b>43.265</b>		<b>168.194</b>
PETIT Veronique	<u>12.366</u>	11.700	11.000	11.466	(9)	46.532
BARON Elise	10.600	10.600	9.866	10.600	(72)	41.666
DUVILLE Laetitia	10.266	10.300	10.233	10.366	(79)	41.165
MONAURY Alix	9.866	8.266	9.866	10.833	(96)	38.831

souligné = meilleur total

\_GENEQU\_GAF.RPT du 01/05/2011 - 5.4.004 LOCAL - mono -

validé le dimanche 1 mai 2011 à 20:01 - 3/4



# Palmarès détaillé des équipes / Full team results

## BOULAZAC

CHPT REGIONAL EQUIPE DIR + DR GAF

30/04/2011 au 01/05/2011

Fédération Française  
de Gymnastique





R0027228.19508.00

JURY A ET B

7228

### DIR PREFEDERALE MIN/CAD/JUN/SEN SO

FINALES

Club / Association Ville / Town					Pen.	Total Score
<b>19 ASSOCIATION SPORTIVE ST MEDARD EN JALLES</b>						
FRA <b>ST MEDARD EN JALLES</b>	<b>44.299</b>	<b>35.232</b>	<b>41.865</b>	<b>44.498</b>		<b>165.894</b>
VOYEZ Christel	11.900	10.500	10.266	11.233	(37)	43.899
CARTIGNY Justine	11.966	8.533	10.633	11.333	(62)	42.465
BAZI Céline	10.900	8.566	10.466	11.366	(75)	41.298
CLAUDE Manon	9.533	7.633	10.500	10.566	(97)	38.232
<b>20 SOCIETE GYMNIQUE DE SAUVETERRE DE GUYENN</b>						
FRA <b>SAUVETERRE DE GUYENNE</b>	<b>45.832</b>	<b>38.599</b>	<b>42.899</b>	<b>38.299</b>		<b>165.629</b>
RONDEAUX Fannie	11.966	9.900	11.500	9.900	(53)	43.266
GOUX Clarisse	11.400	10.333	10.900	10.366	(55)	42.999
LAMARQUE Julie	11.833	10.166	11.066	8.900	(67)	41.965
SAINT MARC Clothilde	10.633	8.200	9.433	9.133	(100)	37.399
<b>21 LES ENFANTS DE LA DORDOGNE</b>						<b>Equipe 2</b>
FRA <b>BOULAZAC</b>	<b>40.532</b>	<b>38.865</b>	<b>40.799</b>	<b>40.266</b>		<b>160.462</b>
HUET Laura	10.633	10.266	11.233	10.133	(65)	42.265
NED QUAADVLIET Pieternel	10.000	9.666	10.300	10.533	(85)	40.499
FLOUREZ Constance	10.566	10.000	9.266	9.900	(89)	39.732
NED QUAADVLIET Katrien	8.800	8.933	10.000	9.700	(99)	37.433
BEAUVILLE AXELLE	9.333	8.366	9.100	8.900	(103)	35.699
<b>22 ASSOCIATION SPORTIVE DE MARTIGNAS</b>						
FRA <b>MARTIGNAS/JALLES</b>	<b>40.133</b>	<b>29.366</b>	<b>44.665</b>	<b>40.799</b>		<b>154.963</b>
PECCIARINI Charline	9.800	8.666	11.966	10.100	(84)	40.532
PAUGAM Florie	9.300	8.100	11.500	10.733	(91)	39.633
COURRGELONGUE Chloé	11.300	5.666	9.733	10.466	(101)	37.165
VUITTENEZ Angèle	9.733	6.400	11.466	9.500	(102)	37.099
GUINJARD Lucie	8.233	6.200	9.300		(106)	23.733
<b>23 ASSOCIATION SPORTIVE AMBARESIENNE GYM</b>						<b>Equipe 2</b>
FRA <b>AMBARES</b>	<b>30.500</b>	<b>24.766</b>	<b>40.566</b>	<b>39.398</b>		<b>135.230</b>
YLOAN Melissa	11.400	10.800	11.533	10.766	(27)	44.499
TROVALET Marion	8.900	8.366	11.733	10.066	(95)	39.065
DA CUNHA Laura	10.200	5.600	8.500	9.500	(104)	33.800
ALTUNA Julie		0.000	8.800	9.066	(107)	17.866

souligné = meilleur total

\_GENEQU\_GAF.RPT du 01/05/2011 - 5.4.004 LOCAL - mono -

validé le dimanche 1 mai 2011 à 20:01 - 4/4